

IAMAW Ballot Registration and Voting – National Airline

The Ballot Validation ID number shown below is unique to the ballot created for your vote. This ID will be needed in order to register and vote on your ballot.

Ballot site URL: <https://iamballot.iamaw.org/>

Ballot Date/Time: November 2, 2023 – 9:00 AM – November 6, 2023 - 9:00 AM Eastern Time

Ballot ID: 217

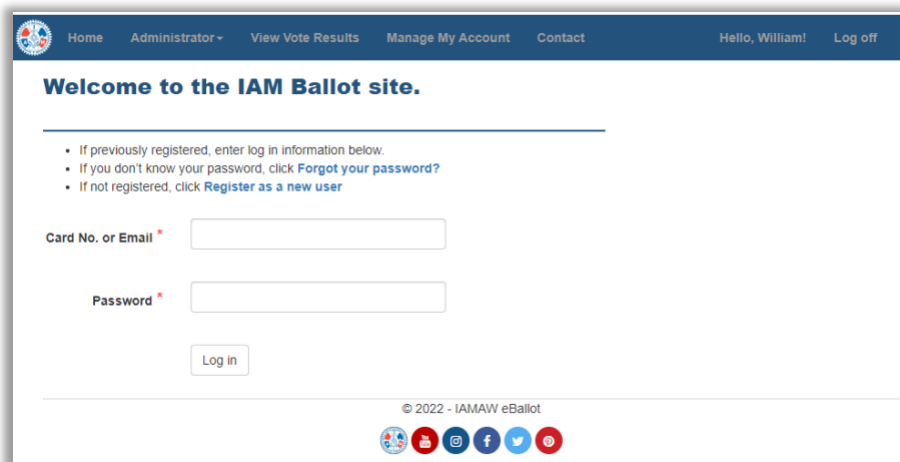
Temporary IAM Card Number: (Your unique card number will be here)



When you scan the QR code or enter this URL into your web browser, you will be taken to the login page of the ballot site.

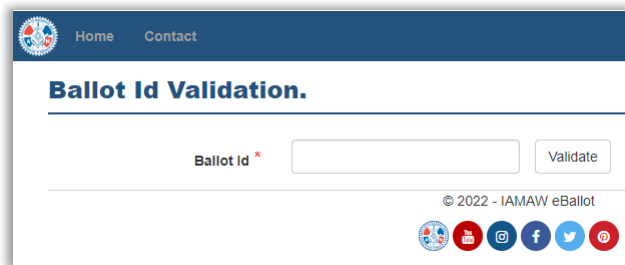
Enter your credentials if you have previously registered.

Click the “Forgot your password” link if you do not remember the password you registered with.

A screenshot of the IAM Ballot site login page. The page has a blue header with navigation links: Home, Administrator, View Vote Results, Manage My Account, Contact, Hello, William!, and Log off. Below the header, the text "Welcome to the IAM Ballot site." is displayed. A list of instructions follows: "If previously registered, enter log in information below.", "If you don't know your password, click [Forgot your password?](#)", and "If not registered, click [Register as a new user](#)". There are two input fields: "Card No. or Email" and "Password", both with red asterisks indicating they are required. A "Log in" button is located below the password field. At the bottom, there is a copyright notice "© 2022 - IAMAW eBallot" and a row of social media icons for YouTube, Instagram, Facebook, Twitter, and LinkedIn.

Enter the Ballot ID number shown above.

Click the “Validate” button.

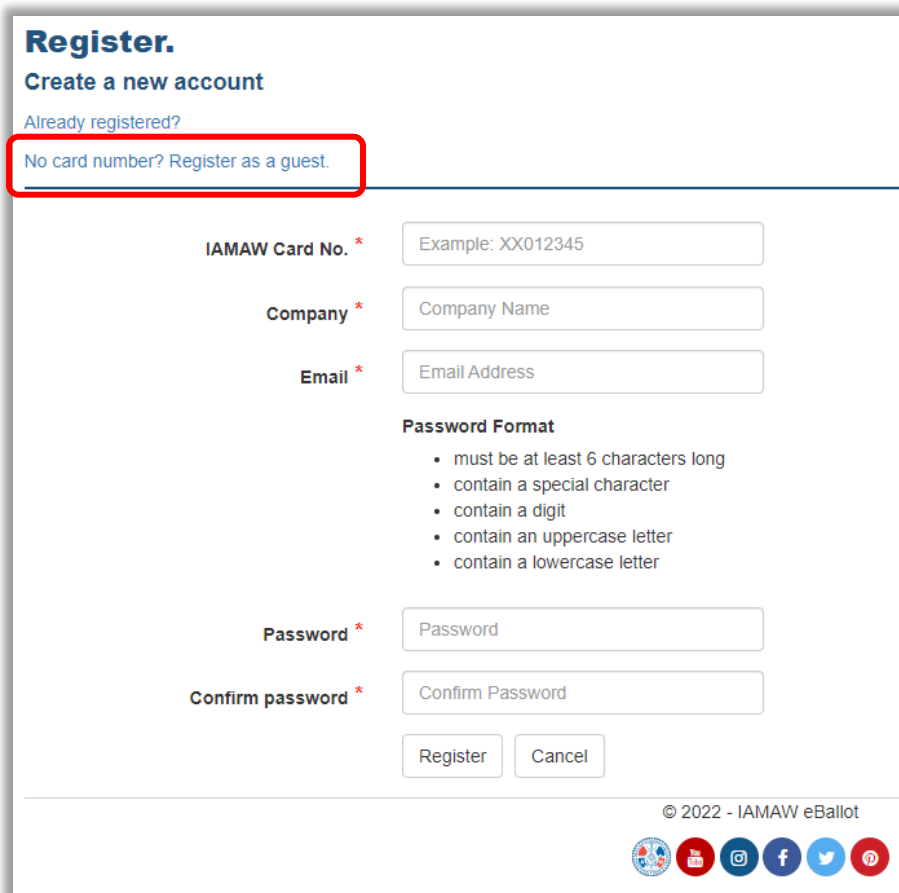


The screenshot shows a web page titled "Ballot Id Validation." with a navigation bar containing "Home" and "Contact". Below the title is a form with a text input field labeled "Ballot Id" with an asterisk, and a "Validate" button. At the bottom of the page, there is a copyright notice "© 2022 - IAMAW eBallot" and a row of social media icons for YouTube, Instagram, Facebook, Twitter, and Pinterest.

Register with IAM Card Number

If you know your IAM card number, enter your required information now. NOTE, all fields are required, password created must meet the required password format as shown.

If you don't know your IAM card number, click on the “No card number? Register as guest” link.



The screenshot shows a registration form titled "Register." with the sub-heading "Create a new account". There are two links: "Already registered?" and "No card number? Register as a guest.", with the latter link highlighted by a red box. The form contains several required fields marked with an asterisk: "IAMAW Card No." (with an example "XX012345"), "Company", "Email", "Password", and "Confirm password". A "Password Format" section lists requirements: at least 6 characters, a special character, a digit, an uppercase letter, and a lowercase letter. At the bottom are "Register" and "Cancel" buttons, a copyright notice "© 2022 - IAMAW eBallot", and social media icons for YouTube, Instagram, Facebook, Twitter, and Pinterest.

Register as Guest (IAM Card Number Unknown)

Enter your information in the required fields marked with an asterisk (*). Click the “Register” button.


Register.

Already registered?
Have an IAM card number? Register as a member.

Create a new account

First Name *

Last Name *

Birth Date 

Employee Number

Company *

Email *


Password Format

- must be at least 6 characters long
- contain a special character
- contain a digit
- contain an uppercase letter
- contain a lowercase letter

Password *

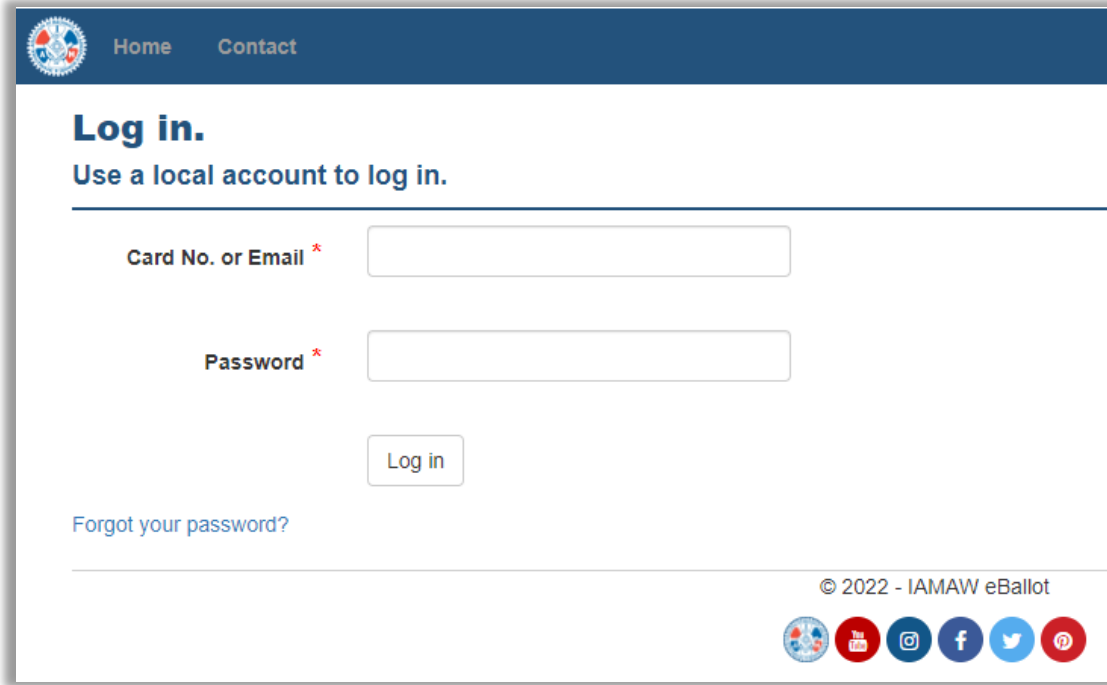
Confirm password *

© 2022 - IAMAW eBallot



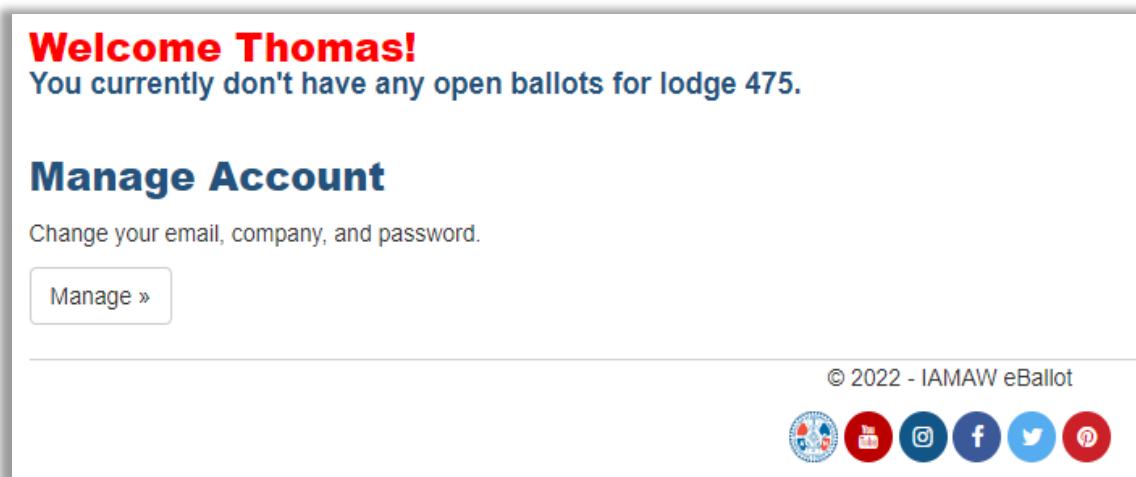
Logging In

When logging in to vote after pre-registration, you **MUST** login with the same information you registered with. So if you registered as a “guest” using your email address, you will need to enter your email address in the “Card No. or Email” field. If you registered with your IMAW card/book number, you will enter that when logging in.



The screenshot shows the login interface of the IMAW eBallot system. At the top, there is a dark blue navigation bar with the IMAW logo on the left and the links "Home" and "Contact" on the right. Below the navigation bar, the heading "Log in." is displayed in a large, bold, dark blue font, followed by the instruction "Use a local account to log in." in a smaller, dark blue font. The main form area contains two input fields: "Card No. or Email *" and "Password *", both with red asterisks indicating required fields. Below the password field is a "Log in" button. A link for "Forgot your password?" is located below the "Log in" button. At the bottom right of the form, there is a copyright notice "© 2022 - IMAW eBallot" and a row of social media icons for YouTube, Instagram, Facebook, Twitter, and Pinterest.

After logging into the site you will see the following screen if the ballot is **NOT** open.



The screenshot shows the user account management page of the IMAW eBallot system. At the top, there is a dark blue navigation bar with the IMAW logo on the left and the links "Home" and "Contact" on the right. Below the navigation bar, the heading "Welcome Thomas!" is displayed in a large, bold, red font, followed by the message "You currently don't have any open ballots for lodge 475." in a smaller, dark blue font. The main content area features the heading "Manage Account" in a large, bold, dark blue font, followed by the instruction "Change your email, company, and password." in a smaller, dark blue font. Below the instruction is a "Manage »" button. At the bottom right of the page, there is a copyright notice "© 2022 - IMAW eBallot" and a row of social media icons for YouTube, Instagram, Facebook, Twitter, and Pinterest.

If the ballot is open for voting you will see the following screen showing your ballot questions and any attached documents for review.

The screenshot shows a web interface for an IMAW Test Ballot. At the top, it says "IMAW Test Ballot" in blue, followed by "Test Ratification Vote" in red. Below this, it instructs the user to "Vote by selecting 'Yes' or 'No' to accept or reject the agenda items." There are two questions, each with two radio button options. The first question asks if the user accepts the proposed agreement, with options "Yes, I accept this agreement." and "No, I reject this agreement." The second question asks if the user is willing to strike if the agreement is not agreed upon, with options "Yes, I am for striking" and "No, I am against striking". At the bottom left, there are two buttons: "Submit Vote" (blue) and "Cancel" (white). At the bottom center, there is a copyright notice "© 2022 - IMAW eBallot" and a row of social media icons for YouTube, Instagram, Facebook, Twitter, and Pinterest.

Make your desired selections for each question on your ballot. Click the “Submit Vote” button to submit your ballot. You will see the confirmation screen after casting your vote. You will also receive a confirmation email to the email used when registering.

The screenshot shows a confirmation screen with a dark blue header containing navigation links: "Home", "View Vote History", "Manage My Account", and "Contact". The main content area has a heading "Thanks for your vote!" in blue, followed by a green message: "Thank you Thomas for using IMAW's eBallot system to vote on lodge 475's issue. Your vote has been cast for IMAW Test Ballot Test Ratification Vote!". Below the message is a "Home »" button. At the bottom, there is a copyright notice "© 2022 - IMAW eBallot" and a row of social media icons for YouTube, Instagram, Facebook, Twitter, and Pinterest.

The screenshot shows an email confirmation. The header includes: "From: iamBallot@iamaw.org", "Date: November 29, 2022 at 3:10:38 PM EST", "To:", and "Subject: Your Vote has been Cast!". The body of the email starts with "Hello Thomas," followed by the message: "Thank you for using IMAW's eBallot system to vote on lodge 475's issue. Your vote has been cast for IMAW Test Ballot Test Ratification Vote!". It ends with "Thanks, eBallot Support" and a phone number "P:(301) 967-4782".

Congratulations, you have cast your vote!!

Click the “Cancel” button to cancel out of your vote. You can login to vote at another time within the time period set by the Ballot Administrator.