



IAM Air Transport District 142
 9633 S 48th St, Ste 100
 Phoenix, Arizona 85044
 816-982-6480
 iamdl142@iamdl142.org

Date: June 17, 2024
File: BA – 2024

2024 – 67

IAM/BRITISH AIRWAYS ENGINEERING TENTATIVE AGREEMENT RATIFICATION
VOTE INFORMATION

Dear Sisters and Brothers:

The ratification vote for your Tentative Agreement will take place online via the **IAM Ballot Site** at <https://iamballot.iamaw.org/>. **Voting will open on June 19, 2024, at 8:00 a.m. Eastern Time and close on June 24, 2024, at 12:00 p.m. Eastern Time.**

IAM District 142 members at British Airways will receive an email before the vote opens. The email will include a document with the information required to cast your vote. This information will include the **IAM Ballot Site URL** (<https://iamballot.iamaw.org/>), a **QR code**, and the **Ballot ID Number**, which you will use to register to vote on the Ballot Site.

A sample voting document like the one you will receive via email is attached to this bulletin so that you can familiarize yourself with the voting process. Please take the time to read through the document so you are prepared to cast your vote once voting opens on June 19.

District 142 should have the results shortly after voting closes on June 24. At that time, we will notify British Airways and the IAM Air Transport Territory of the results, post a bulletin on the District 142 website and social media, and send the bulletin to our British Airways members via email and text message.

If you have not signed up for emails and text messages from District 142, now is the time to do so. To sign up for emails, go to www.atd142.org/ and click the button at the top of the page titled “Join Our Email List.” Check the box for “British Airways” on the sign-up page, enter your contact information, and submit. To receive text message alerts from District 142, simply text **british airways** to **877-559-3979**. You will receive a confirmation text from District 142.

If you have any questions or concerns about the upcoming vote or the tentative agreement, please reach out to a Shop Steward or your General Chairs. Your District 142 negotiating team **unanimously recommends a YES VOTE** for this tentative agreement. Thank you for your support and solidarity.

Sincerely and fraternally,

John M. Coveny, Jr.
 President/Directing General Chair
 IAM District 142

Ken Coley
 General Chair
 IAM District 142

Mark Strength
 General Chair
 IAM District 142

Ignacio Salim
 IAM Chairperson
 British Airways

Sharon Estwick
 Chief Steward
 British Airways

James Romano
 Shop Steward
 British Airways

Anthony D’Erasmio
 Shop Steward
 British Airways

JMC/et al/td

cc: R. Johnsen, General Vice-President, Air Transport Territory
 E. Fraser, Chief of Staff, Air Transport Territory
 T. Regan, Airline Coordinator, Air Transport Territory
 J. Carlson, Air Transport Coordinator
 DL 142 Executive Board

POST ON ALL IAM BULLETIN BOARDS

IAMAW Ballot Registration and Voting – British Airways

The Ballot Validation ID number shown below is unique to the ballot created for your vote. This ID will be needed in order to register and vote on your ballot.

Ballot site URL: <https://iamballot.iamaw.org/>

Ballot Date/Time: Opens on June 19, 2024 – 8:00 AM EST and will close on June 24, 2024, at 12:00 PM EST.

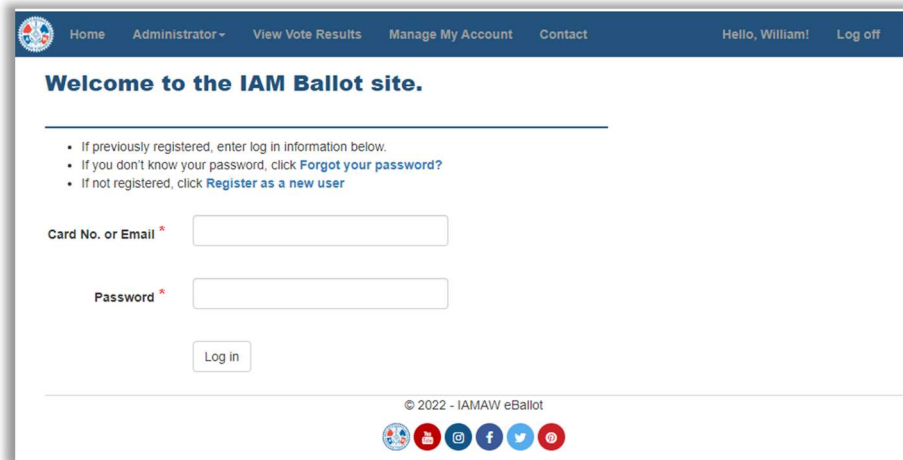
Ballot ID: 261



When you scan the QR code or enter this URL into your web browser, you will be taken to the login page of the ballot site.

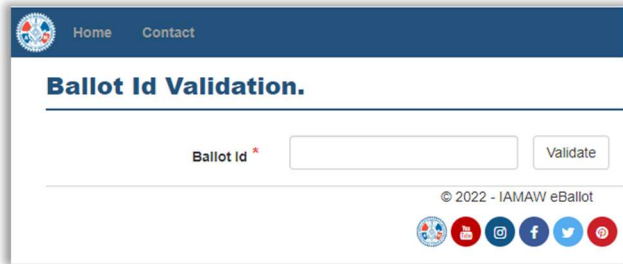
Enter your credentials if you have previously registered.

Click the “Forgot your password” link if you do not remember the password you registered with.

A screenshot of the IAM Ballot site login page. The page has a dark blue header with navigation links: Home, Administrator, View Vote Results, Manage My Account, Contact, Hello, William!, and Log off. Below the header, the text reads "Welcome to the IAM Ballot site." followed by a list of instructions: "If previously registered, enter log in information below.", "If you don't know your password, click [Forgot your password?](#)", and "If not registered, click [Register as a new user](#)". There are two input fields: "Card No. or Email *" and "Password *". Below the password field is a "Log in" button. At the bottom, there is a copyright notice "© 2022 - IAMAW eBallot" and a row of social media icons for YouTube, Instagram, Facebook, Twitter, and Pinterest.

Enter the Ballot ID number shown above.

Click the “Validate” button.

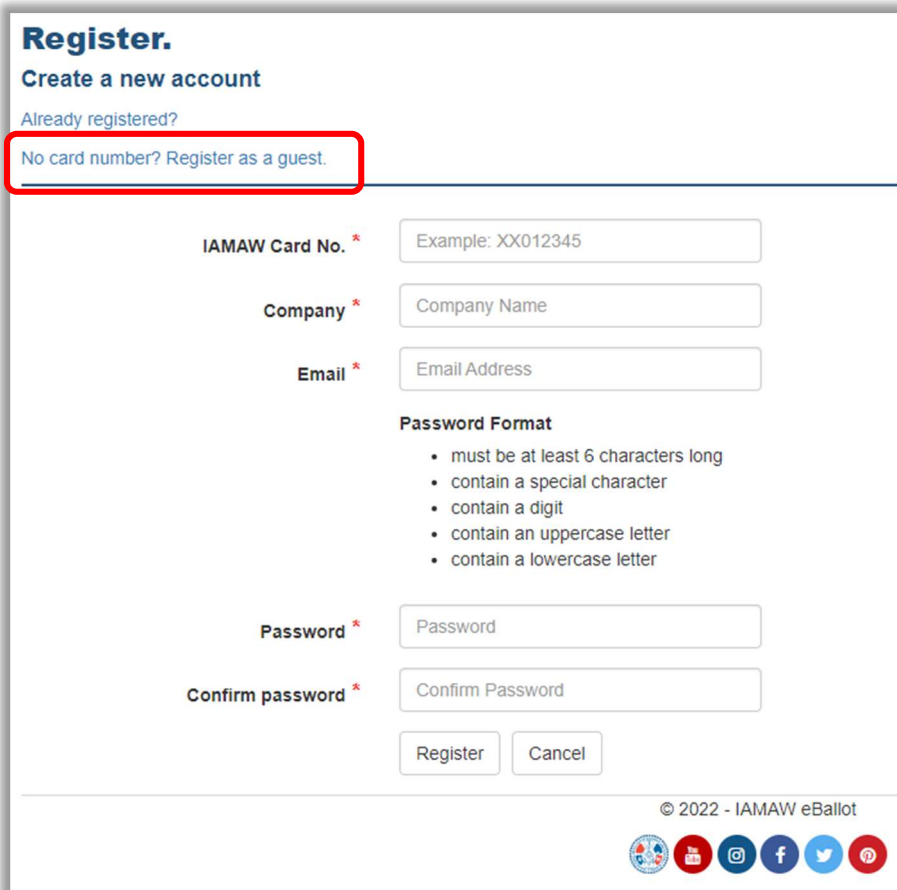


The screenshot shows a web page titled "Ballot Id Validation." with a navigation bar containing "Home" and "Contact". Below the title is a form with a text input field labeled "Ballot Id" with an asterisk, and a "Validate" button. At the bottom of the page, there is a copyright notice "© 2022 - IAMAW eBallot" and a row of social media icons for YouTube, Instagram, Facebook, Twitter, and Pinterest.

Register with IAM Card Number

If you know your IAM card number, enter your required information now. NOTE, all fields are required, password created must meet the required password format as shown.

If you don't know your IAM card number, click on the “No card number? Register as guest” link.



The screenshot shows a registration form titled "Register. Create a new account". It includes a link for "Already registered?" and a link for "No card number? Register as a guest." which is highlighted with a red box. The form contains several required fields: "IAMAW Card No." (with an example: XX012345), "Company", "Email", "Password", and "Confirm password". A "Password Format" section lists requirements: must be at least 6 characters long, contain a special character, contain a digit, contain an uppercase letter, and contain a lowercase letter. At the bottom, there are "Register" and "Cancel" buttons, a copyright notice "© 2022 - IAMAW eBallot", and social media icons for YouTube, Instagram, Facebook, Twitter, and Pinterest.

Register as Guest (IAM Card Number Unknown)

Enter your information in the required fields marked with an asterisk (*). Click the “Register” button.


Register.

Already registered?
Have an IAM card number? Register as a member.

Create a new account

First Name *

Last Name *

Birth Date 

Employee Number

Company *

Email *


Password Format

- must be at least 6 characters long
- contain a special character
- contain a digit
- contain an uppercase letter
- contain a lowercase letter

Password *

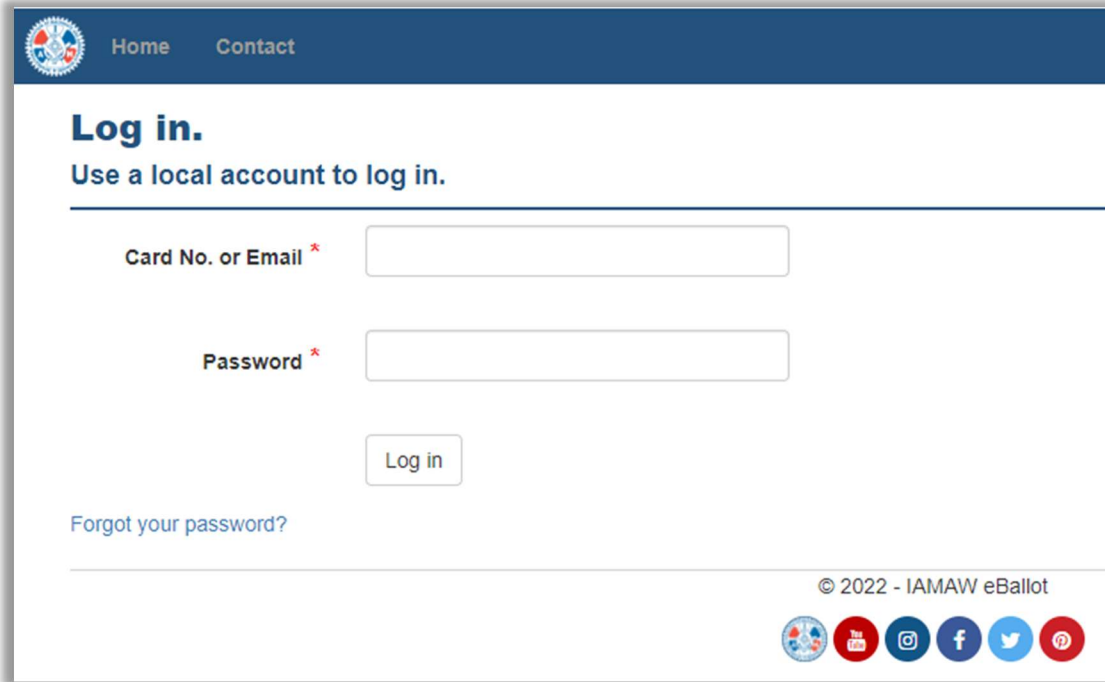
Confirm password *

© 2022 - IAMAW eBallot



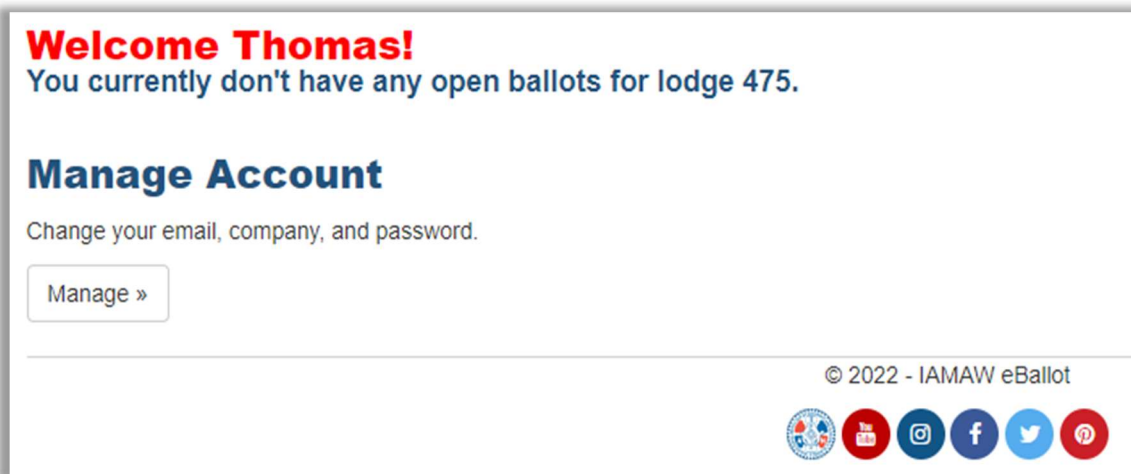
Logging In

When logging in to vote after pre-registration, you **MUST** login with the same information you registered with. So if you registered as a “guest” using your email address, you will need to enter your email address in the “Card No. or Email” field. If you registered with your IMAW card/book number, you will enter that when logging in.



The screenshot shows the login interface of the IMAW eBallot system. At the top, there is a dark blue navigation bar with the IMAW logo on the left and the links "Home" and "Contact" on the right. Below the navigation bar, the heading "Log in." is displayed in a large, bold, dark blue font, followed by the instruction "Use a local account to log in." in a smaller, dark blue font. The main content area contains two input fields: "Card No. or Email *" and "Password *", both with red asterisks indicating required fields. Below the password field is a "Log in" button. A link for "Forgot your password?" is located below the "Log in" button. At the bottom right of the page, there is a copyright notice "© 2022 - IMAW eBallot" and a row of social media icons for YouTube, Instagram, Facebook, Twitter, and Pinterest.

After logging into the site you will see the following screen if the ballot is **NOT** open.



The screenshot shows the user dashboard after logging in. The top section features a large, bold, red heading "Welcome Thomas!" followed by the text "You currently don't have any open ballots for lodge 475." in a dark blue font. Below this, the heading "Manage Account" is displayed in a large, bold, dark blue font, with the subtext "Change your email, company, and password." in a smaller, dark blue font. A "Manage »" button is located below the subtext. At the bottom right of the page, there is a copyright notice "© 2022 - IMAW eBallot" and a row of social media icons for YouTube, Instagram, Facebook, Twitter, and Pinterest.

If the ballot is open for voting you will see the following screen showing your ballot questions and any attached documents for review.

The screenshot shows a web interface for an IMAW Test Ballot. At the top, it says "IMAW Test Ballot" in blue, followed by "Test Ratification Vote" in red. Below this, it instructs the user to "Vote by selecting 'Yes' or 'No' to accept or reject the agenda items." There are two questions, each with two radio button options. The first question asks if the user accepts the proposed agreement, with options "Yes, I accept this agreement." and "No, I reject this agreement." The second question asks if the user is willing to strike if the agreement is not agreed upon, with options "Yes, I am for striking" and "No, I am against striking." At the bottom left, there are two buttons: "Submit Vote" (in blue) and "Cancel" (in white). At the bottom center, there is a copyright notice "© 2022 - IMAW eBallot" and a row of social media icons for YouTube, Instagram, Facebook, Twitter, and Pinterest.

Make your desired selections for each question on your ballot. Click the “Submit Vote” button to submit your ballot. You will see the confirmation screen after casting your vote. You will also receive a confirmation email to the email used when registering.

The screenshot shows a confirmation screen with a dark blue header containing navigation links: "Home", "View Vote History", "Manage My Account", and "Contact". The main content area has a white background with the heading "Thanks for your vote!" in blue. Below this, it says "Thank you Thomas for using IMAW's eBallot system to vote on lodge 475's issue." and "Your vote has been cast for IMAW Test Ballot Test Ratification Vote!". There is a "Home »" button. At the bottom, there is a copyright notice "© 2022 - IMAW eBallot" and a row of social media icons for YouTube, Instagram, Facebook, Twitter, and Pinterest.

The screenshot shows an email confirmation. The header includes: "From: iamBallot@iamaw.org", "Date: November 29, 2022 at 3:10:38 PM EST", "To:", and "Subject: Your Vote has been Cast!". The body of the email starts with "Hello Thomas," followed by "Thank you for using IMAW's eBallot system to vote on lodge 475's issue. Your vote has been cast for IMAW Test Ballot Test Ratification Vote!". It ends with "Thanks, eBallot Support" and a phone number "P:(301) 967-4782".

Congratulations, you have cast your vote!!

Click the “Cancel” button to cancel out of your vote. You can login to vote at another time within the time period set by the Ballot Administrator.