



IAM Air Transport District 142

9633 S 48th St, Ste 100
Phoenix, Arizona 85044
816-982-6480
iamdl142@iamdl142.org

Date: August 23, 2024
File: AAF SAT – 2024

2024 – 106

IAM/ALLIED AVIATION SAT TENTATIVE AGREEMENT VOTING INFORMATION

Dear Sisters and Brothers:

The ratification vote for your Tentative Agreement will be held online and administered by the **IAM Ballot Site**. Voting will open on **Wednesday, August 28, 2024, at 8:00 a.m. Central Time** and close on **Thursday, August 29, 2024, at 5:00 p.m. Central Time**.

All IAM District 142 members on file with Allied Aviation SAT who are eligible to vote will receive an email from the IAM before voting opens on August 28. That email will have attached a document with all the information you need to cast your vote, including the **IAM Ballot Site URL**, a **QR Code** you can scan to vote, and the **Ballot I.D.** If you have previously registered on the IAM Ballot Site, you may sign in with your credentials and cast your vote. You must register before voting if you have never done so. If you do not know your IAM Book Number, you may still register as a guest and cast your vote. Upon the close of voting on August 29, we will confirm your membership, and your vote will be tallied.

A copy of the document you will receive before the opening of the election is attached to this bulletin so that you may familiarize yourself with the voting process.

If you have any questions or concerns about this vote or the tentative agreement, please contact District 142 General Chair Ken Coley at kcoley@iamdl142.org.

Your negotiating committee unanimously recommends a **YES VOTE** for this tentative agreement.

Sincerely and fraternally,

John M. Coveny, Jr.
President/Directing General Chair
IAM District 142

Ken Coley
General Chair
IAM District 142

JMC/KC/td

cc: R. Johnsen, General Vice-President, Air Transport Territory
E. Fraser, Chief of Staff, Air Transport Territory
T. Regan, Airline Coordinator, Air Transport Territory
J. Carlson, Air Transport Coordinator
DL 142 Executive Board

POST ON ALL IAM BULLETIN BOARDS

IAMAW Ballot Registration and Voting – Allied Aviation SAT Vote

The Ballot Validation ID number shown below is unique to the ballot created for your vote. This ID will be needed in order to register and vote on your ballot.

Ballot site URL: <https://iamballot.iamaw.org/>

Ballot Date/Time: Opens on Wednesday, August 28th, 2024 – 8:00 AM CST and will close on Thursday, August 29th, 2024, at 5:00 PM CST.

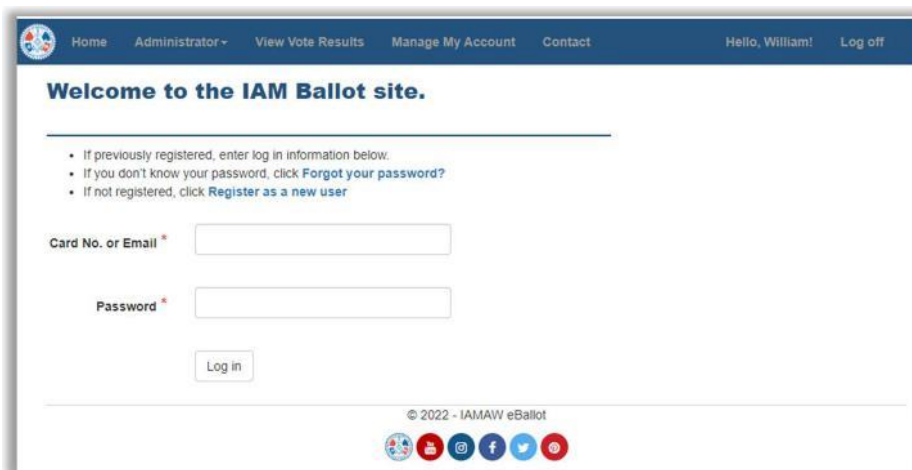
Ballot ID: 271



When you scan the QR code or enter this URL into your web browser, you will be taken to the login page of the ballot site.

Enter your credentials if you have previously registered.

Click the “Forgot your password” link if you do not remember the password you registered with.

A screenshot of the IAM Ballot site login page. The page has a blue header with navigation links: Home, Administrator, View Vote Results, Manage My Account, Contact, Hello, William!, and Log off. Below the header, the text "Welcome to the IAM Ballot site." is displayed. A list of instructions follows: "If previously registered, enter log in information below.", "If you don't know your password, click [Forgot your password?](#)", and "If not registered, click [Register as a new user](#)". There are two input fields: "Card No. or Email" and "Password", both with red asterisks. A "Log in" button is located below the password field. At the bottom, there is a copyright notice "© 2022 - IAMAW eBallot" and a row of social media icons for YouTube, Instagram, Facebook, Twitter, and LinkedIn.

Enter the Ballot ID number shown above.

Click the “Validate” button.

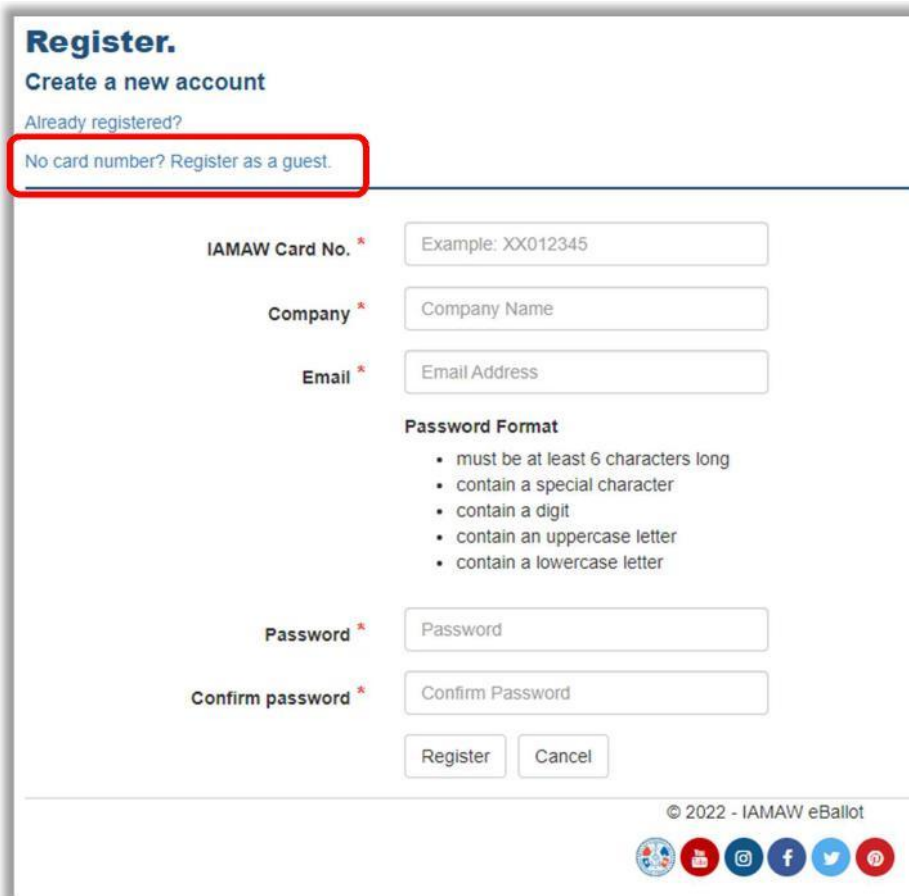


The screenshot shows a web page titled "Ballot Id Validation." with a navigation bar containing "Home" and "Contact". Below the title is a form with a text input field labeled "Ballot Id" and a "Validate" button. At the bottom of the page, there is a copyright notice "© 2022 - IAMAW eBallot" and a row of social media icons for YouTube, Instagram, Facebook, Twitter, and Pinterest.

Register with IAM Card Number

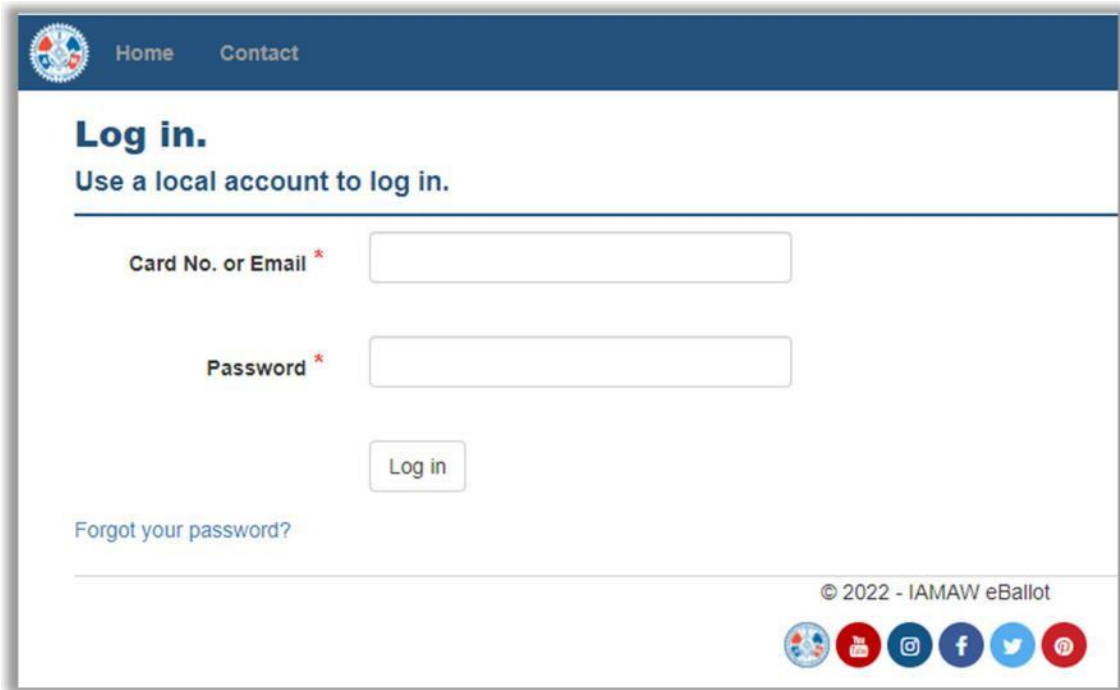
If you know your IAM card number, enter your required information now. NOTE, all fields are required, password created must meet the required password format as shown.

If you don't know your IAM card number, click on the “No card number? Register as guest” link.



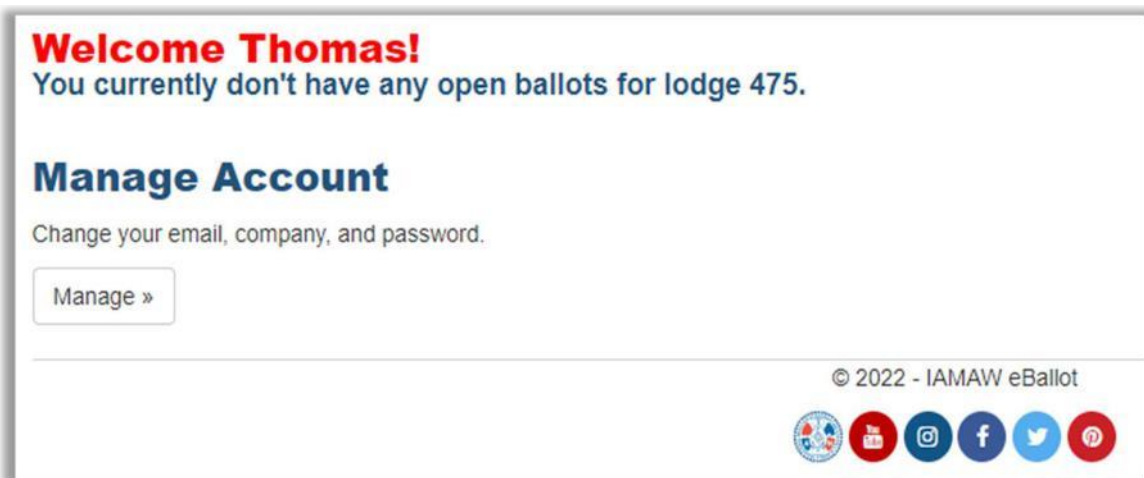
The screenshot shows a registration form titled "Register. Create a new account". It includes a link for "Already registered?" and a link for "No card number? Register as a guest." which is highlighted with a red box. The form contains several required fields: "IAMAW Card No." (with an example: XX012345), "Company", "Email", "Password", and "Confirm password". A "Password Format" section lists requirements: at least 6 characters long, contain a special character, a digit, an uppercase letter, and a lowercase letter. At the bottom, there are "Register" and "Cancel" buttons, a copyright notice "© 2022 - IAMAW eBallot", and social media icons.

After Registering, please Log in to the IAM Ballot site to cast your vote



The screenshot shows the login page of the IAM Ballot site. At the top, there is a dark blue navigation bar with the site logo on the left and the links "Home" and "Contact" on the right. Below the navigation bar, the heading "Log in." is displayed in a large, bold, dark blue font, followed by the sub-heading "Use a local account to log in." in a smaller, dark blue font. The main content area contains two input fields: "Card No. or Email" with a red asterisk and "Password" with a red asterisk. Below the password field is a "Log in" button. A link "Forgot your password?" is located below the "Log in" button. At the bottom right of the page, there is a copyright notice "© 2022 - IAMAW eBallot" and a row of social media icons for YouTube, Instagram, Facebook, Twitter, and Pinterest.

After logging into the site you will see the following screen if the ballot is **NOT** open.



The screenshot shows the account management page of the IAM Ballot site. At the top, there is a red heading "Welcome Thomas!" followed by the text "You currently don't have any open ballots for lodge 475." in a dark blue font. Below this, the heading "Manage Account" is displayed in a large, bold, dark blue font, followed by the text "Change your email, company, and password." in a smaller, dark blue font. A "Manage »" button is located below the text. At the bottom right of the page, there is a copyright notice "© 2022 - IAMAW eBallot" and a row of social media icons for YouTube, Instagram, Facebook, Twitter, and Pinterest.

If the ballot is open for voting you will see the following screen showing your ballot questions and any attached documents for review.

The screenshot shows a web interface for an IMAW Test Ballot. At the top, it says "IMAW Test Ballot" and "Test Ratification Vote" in red. Below that, it instructs the user to "Vote by selecting 'Yes' or 'No' to accept or reject the agenda items." There are two questions, each with two radio button options. The first question asks if the user accepts the proposed agreement. The second question asks if the user is willing to strike if the agreement is not agreed upon. At the bottom, there are "Submit Vote" and "Cancel" buttons. The footer includes a copyright notice for 2022 and social media icons.

Make your desired selections for each question on your ballot. Click the “Submit Vote” button to submit your ballot. You will see the confirmation screen after casting your vote. You will also receive a confirmation email to the email used when registering.

The screenshot shows a confirmation screen with a blue header containing navigation links: Home, View Vote History, Manage My Account, and Contact. The main content area says "Thanks for your vote!" and "Thank you Thomas for using IMAW's eBallot system to vote on lodge 475's issue. Your vote has been cast for IMAW Test Ballot Test Ratification Vote!". There is a "Home »" button. The footer includes a copyright notice for 2022 and social media icons.

The screenshot shows an email confirmation. The header includes: "From: iamBallot@iamaw.org", "Date: November 29, 2022 at 3:10:38 PM EST", "To:", and "Subject: Your Vote has been Cast!". The body of the email says "Hello Thomas," followed by "Thank you for using IMAW's eBallot system to vote on lodge 475's issue. Your vote has been cast for IMAW Test Ballot Test Ratification Vote!". It ends with "Thanks, eBallot Support P:(301) 967-4782".

Congratulations, you have cast your vote!!

Click the “Cancel” button to cancel out of your vote. You can login to vote at another time within the time period set by the Ballot Administrator.