



IAM Air Transport District 142

9633 S 48th St, Ste 100
Phoenix, Arizona 85044
816-982-6480
iamdl142@iamdl142.org

Date: August 2, 2024
File: Allied Aviation EWR – 2024

2024 – 96

IAM/ALLIED AVIATION EWR TENTATIVE AGREEMENT VOTE REMINDER

Dear Sisters and Brothers:

This is a reminder that voting has now opened for your new tentative agreement. The vote is being carried out online by the IAM Ballot Site.

You should have received an email on Thursday with your personalized information on how to register on the site and cast your vote. If you did not receive that email, you can still cast your vote! Click the link below to download a copy of the ballot registration and voting information and follow the instructions contained in it. A copy is also attached to this bulletin.

[VOTE TODAY FOR YOUR TENTATIVE AGREEMENT >>](#)

Voting closes Monday, August 5, 2024, at 2:00 p.m. Eastern Time. Please spread the word to any of your coworkers who have not voted, especially those who have indicated that they did not receive the ballot information from the IAM on Thursday. If you have any questions or concerns about the voting process itself, please contact Zach Coker at zcoker@iamdl142.org or (480) 335-5155.

Your IAM District 142 Negotiation Committee unanimously recommends a **YES VOTE** for this new tentative agreement.

We appreciate your support and patience.

Sincerely and fraternally,

John M. Coveny, Jr.
President/Directing General Chair
IAM District 142

Ken Coley
General Chair
IAM District 142

JMC/KC/td

cc: R. Johnsen, General Vice-President, Air Transport Territory
E. Fraser, Chief of Staff, Air Transport Territory
T. Regan, Airline Coordinator, Air Transport Territory
J. Carlson, Air Transport Coordinator
DL 142 Executive Board

POST ON ALL IAM BULLETIN BOARDS

IAMAW Ballot Registration and Voting – Allied Aviation EWR Vote #2

The Ballot Validation ID number shown below is unique to the ballot created for your vote. This ID will be needed in order to register and vote on your ballot.

Ballot site URL: <https://iamballot.iamaw.org/>

Ballot Date/Time: Opens on Friday, August 2nd, 2024 – 8:00 AM EST and will close on Monday, August 5th, 2024, at 2:00 PM EST.

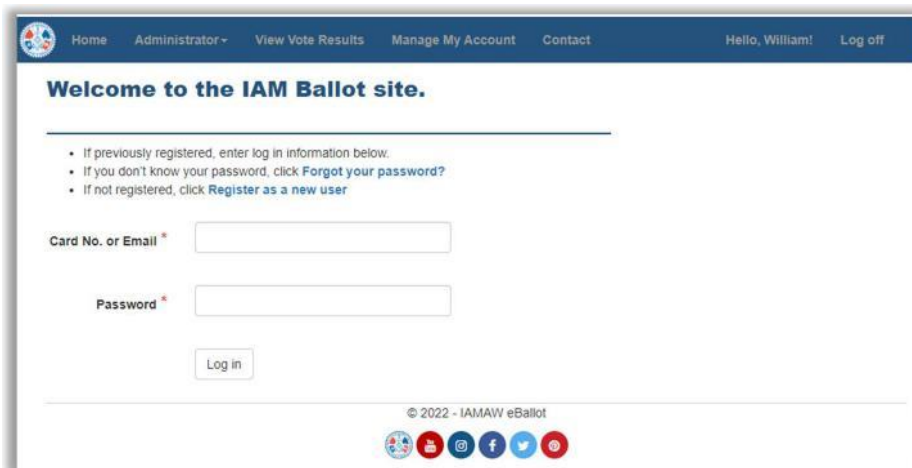
Ballot ID: 264



When you scan the QR code or enter this URL into your web browser, you will be taken to the login page of the ballot site.

Enter your credentials if you have previously registered.

Click the “Forgot your password” link if you do not remember the password you registered with.

A screenshot of the IAM Ballot site login page. The page has a blue header with navigation links: Home, Administrator, View Vote Results, Manage My Account, Contact, Hello, William!, and Log off. Below the header, it says "Welcome to the IAM Ballot site." followed by three bullet points: "If previously registered, enter log in information below.", "If you don't know your password, click [Forgot your password?](#)", and "If not registered, click [Register as a new user](#)". There are two input fields: "Card No. or Email" and "Password", both with asterisks indicating they are required. A "Log in" button is located below the password field. At the bottom, there is a copyright notice "© 2022 - IAMAW eBallot" and a row of social media icons for YouTube, Instagram, Facebook, Twitter, and LinkedIn.

Enter the Ballot ID number shown above.

Click the “Validate” button.

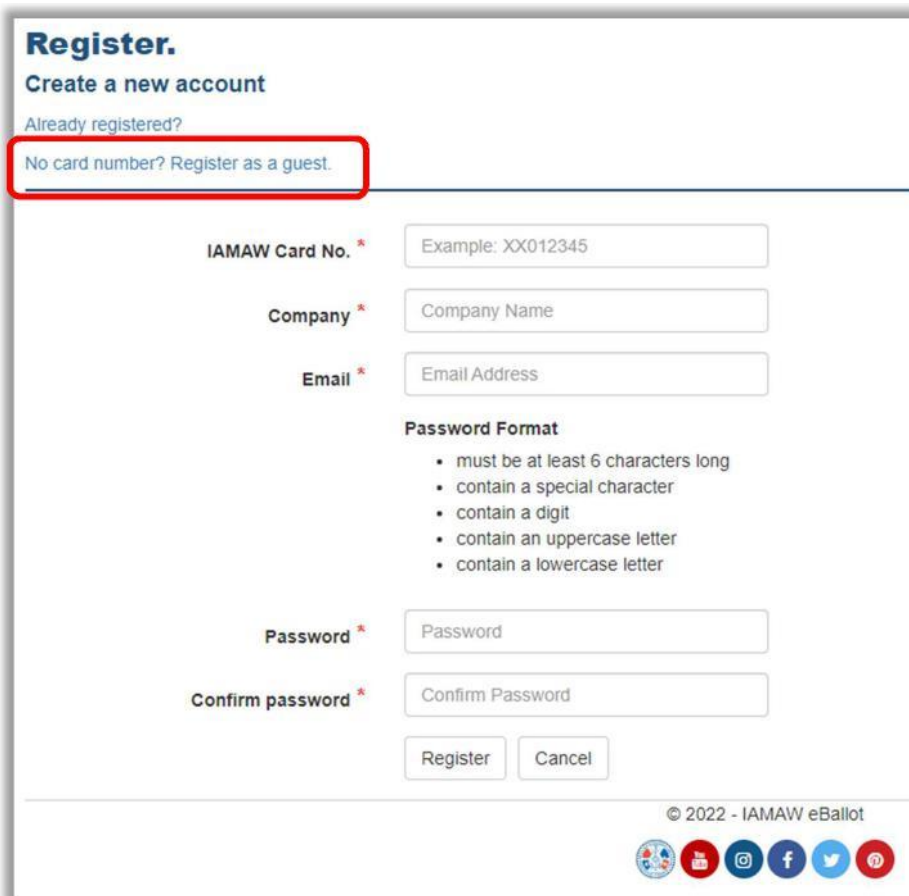


The screenshot shows a web page titled "Ballot Id Validation." with a navigation bar containing "Home" and "Contact". Below the title is a form with a text input field labeled "Ballot Id" with an asterisk, and a "Validate" button. At the bottom of the page, there is a copyright notice "© 2022 - IAMAW eBallot" and a row of social media icons for YouTube, Instagram, Facebook, Twitter, and Pinterest.

Register with IAM Card Number

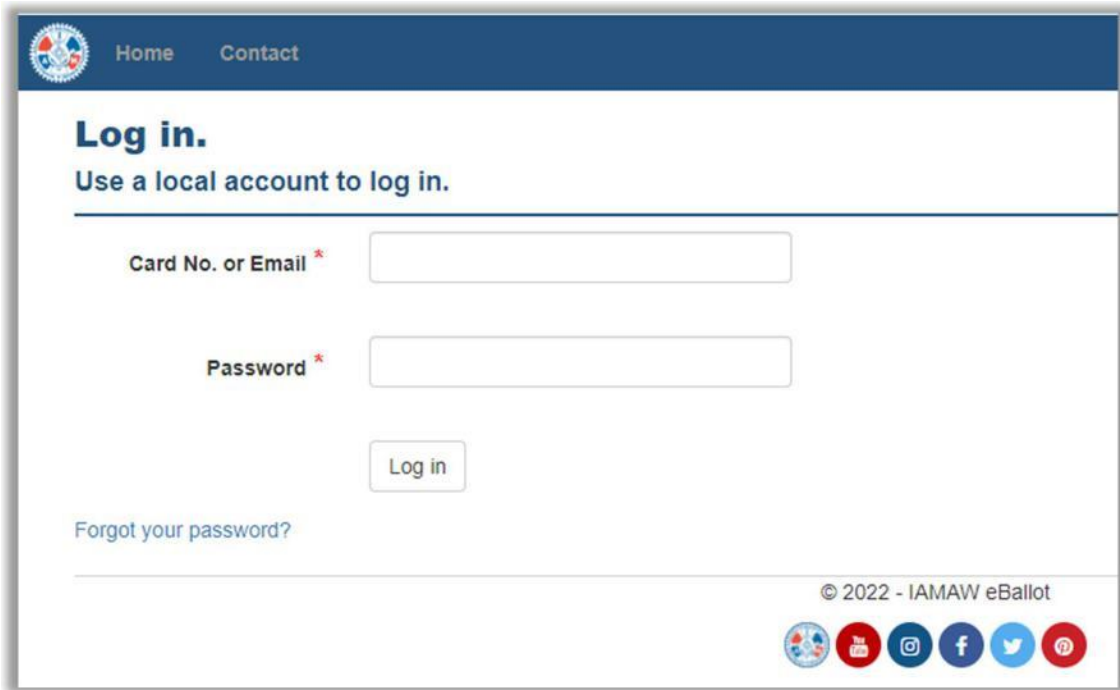
If you know your IAM card number, enter your required information now. NOTE, all fields are required, password created must meet the required password format as shown.

If you don't know your IAM card number, click on the “No card number? Register as guest” link.



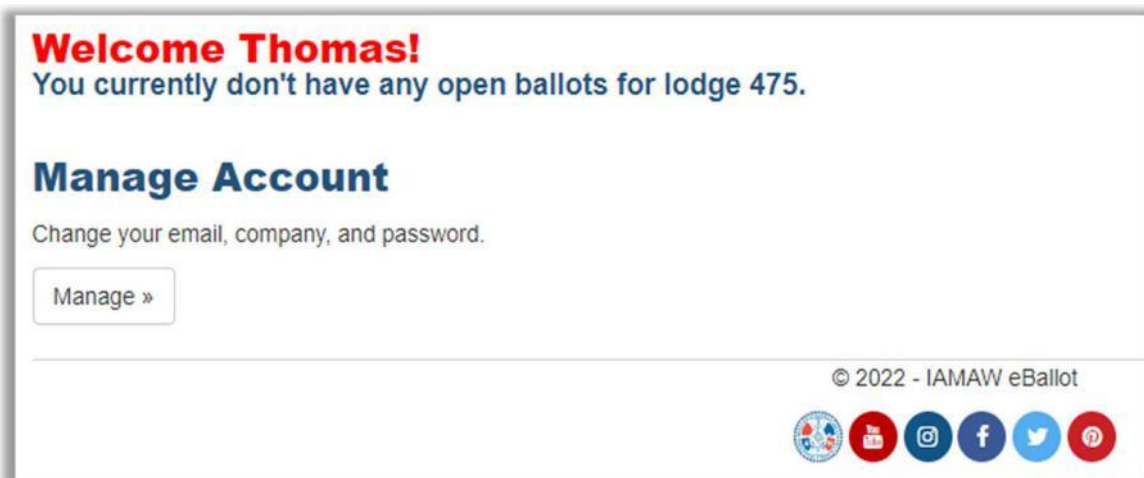
The screenshot shows a registration form titled "Register. Create a new account". It includes a link "Already registered?" and a link "No card number? Register as a guest." which is highlighted with a red box. The form contains several required fields: "IAMAW Card No." with an example "XX012345", "Company", "Email", "Password", and "Confirm password". A "Password Format" section lists requirements: at least 6 characters, a special character, a digit, an uppercase letter, and a lowercase letter. At the bottom are "Register" and "Cancel" buttons, a copyright notice "© 2022 - IAMAW eBallot", and social media icons.

After Registering, please Log in to the IAM Ballot site to cast your vote



The screenshot shows the login page of the IAM Ballot site. At the top, there is a dark blue header with the site logo on the left and navigation links for "Home" and "Contact". Below the header, the main content area has a white background. It starts with the heading "Log in." followed by the instruction "Use a local account to log in." There are two input fields: "Card No. or Email" and "Password", both marked with a red asterisk. Below these fields is a "Log in" button. A link for "Forgot your password?" is located below the button. At the bottom right of the page, there is a copyright notice "© 2022 - IAMAW eBallot" and a row of social media icons for YouTube, Instagram, Facebook, Twitter, and Pinterest.

After logging into the site you will see the following screen if the ballot is **NOT** open.



The screenshot shows the user account management page. At the top, it says "Welcome Thomas!" in red, followed by "You currently don't have any open ballots for lodge 475." in blue. Below this is the heading "Manage Account" in blue, with the text "Change your email, company, and password." underneath. A "Manage »" button is located below the text. At the bottom right, there is a copyright notice "© 2022 - IAMAW eBallot" and a row of social media icons for YouTube, Instagram, Facebook, Twitter, and Pinterest.

If the ballot is open for voting you will see the following screen showing your ballot questions and any attached documents for review.



The screenshot shows a web interface for an IMAW Test Ballot. At the top, it says "IMAW Test Ballot" in blue, followed by "Test Ratification Vote" in red. Below this, a message reads: "Vote by selecting 'Yes' or 'No' to accept or reject the agenda items." There are two questions, each with two radio button options:

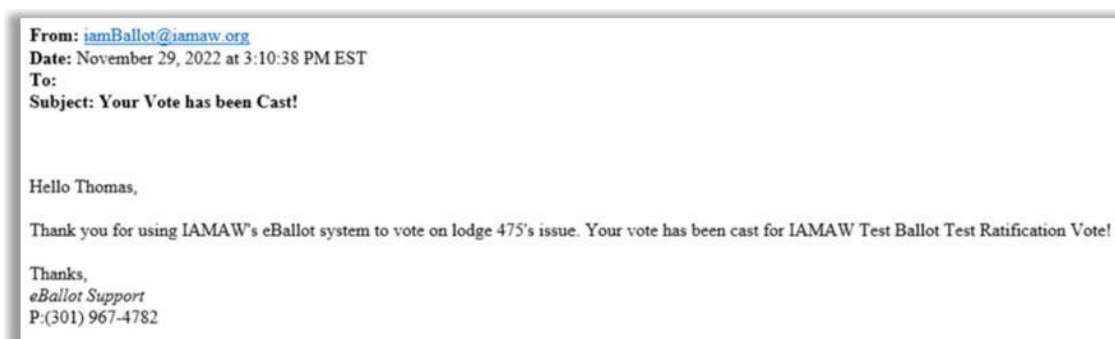
- Question 1: "After reviewing the tentative agreement, do you accept the proposed agreement?"
 - Yes, I accept this agreement.
 - No, I reject this agreement.
- Question 2: "If agreement should not be agreed upon, are you willing to strike?"
 - Yes, I am for striking
 - No, I am against striking

At the bottom of the form area, there are two buttons: "Submit Vote" (in blue) and "Cancel" (in white). Below the form area, there is a copyright notice "© 2022 - IMAW eBallot" and a row of social media icons for YouTube, Instagram, Facebook, Twitter, and Pinterest.

Make your desired selections for each question on your ballot. Click the “Submit Vote” button to submit your ballot. You will see the confirmation screen after casting your vote. You will also receive a confirmation email to the email used when registering.



The screenshot shows a confirmation screen on the IMAW eBallot website. At the top, there is a navigation bar with links for "Home", "View Vote History", "Manage My Account", and "Contact". The main content area features a large blue heading "Thanks for your vote!" followed by two lines of green text: "Thank you Thomas for using IMAW's eBallot system to vote on lodge 475's issue." and "Your vote has been cast for IMAW Test Ballot Test Ratification Vote!". Below this text is a "Home »" button. At the bottom, there is a copyright notice "© 2022 - IMAW eBallot" and a row of social media icons for YouTube, Instagram, Facebook, Twitter, and Pinterest.



The screenshot shows an email confirmation message. The header information is as follows:

From: iamBallot@iamaw.org
Date: November 29, 2022 at 3:10:38 PM EST
To:
Subject: Your Vote has been Cast!

The body of the email contains the following text:

Hello Thomas,

Thank you for using IMAW's eBallot system to vote on lodge 475's issue. Your vote has been cast for IMAW Test Ballot Test Ratification Vote!

Thanks,
eBallot Support
P:(301) 967-4782

Congratulations, you have cast your vote!!

Click the “Cancel” button to cancel out of your vote. You can login to vote at another time within the time period set by the Ballot Administrator.